

BERNINA 3 SERIES

SIMPLE. INGENUOUS.
STYLISH.



BERNINA *made to create*

BERNINA 335 & 325

Your new go-to machine

Being a sewist, a maker, a creator is serious business. When it's time to make, your creativity deserves the support of a great team. Meet the B 335 and B 325 machines. Small enough to fit into any sewing nook or cranny, yet powerful enough to stitch through your toughest materials and ideas. Plus, they look as good as they sew. They are after all, BERNINAs.

Creative DIY fans ... DI-WHY not?

Whether you want to sew your own clothes, make unique accessories or just repair something, the B 335 and B 325 are always at your side. You can sew all kinds of fabrics and expertly finish or embellish your projects with decorative stitches. However you express your creativity, your BERNINA will bring it to life.

COMFORT COMES STANDARD

The most frequently used functions are easily accessible right up front, for example the start/stop button for sewing without the foot control or the reverse sewing button. The position of the needle when you stop sewing is set using the needle stop up/down button – incredibly helpful when sewing corners. The pattern end and mirror image (B 335 only) features, useful when sewing decorative stitches, are also located here. And with the slide speed control, set the speed you want, up to 900 stitches per minute.

GOOD THINGS COME IN SMALL PACKAGES.

16 cm (6.3 inches) to the right of the needle is plenty of room for your ideas, but hardly any space in your sewing room. And the freearm makes manipulating closed items, such as sleeves or trouser legs, particularly easy and convenient.

BERNINA FREE HAND SYSTEM (FHS)

Raise or lower the presser foot while simultaneously lowering the feed dog – without having to take your hands off the fabric thanks to the BERNINA Free Hand System. The knee lever makes it possible! The FHS capability is built into the B 335 as standard with the knee lever optional. The FHS is not available on the B 325.

Quality from top to bobbin

It's hard to improve on awesome, but we've found a way! Our 3 Series machines are full of the latest technology and robust, durable quality ensuring nothing stands in the way of your creativity. On the outside, the simple, user-friendly operation makes your maker life easy. A bright modern LCD screen provides an overview of the function settings at all times. And the direct selection buttons allow quick access to all the functions.

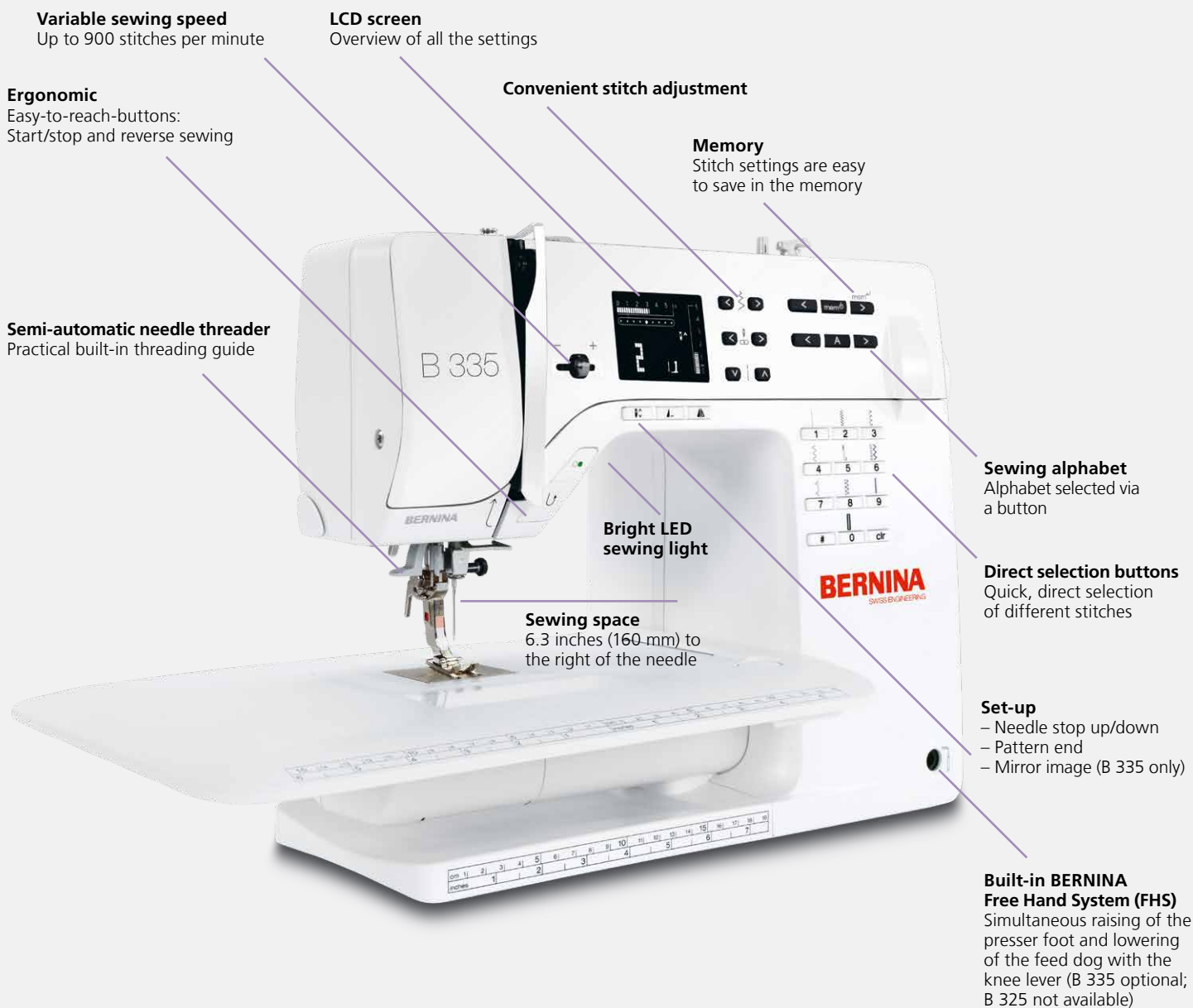


NICE AND CONVENIENT

The semi-automatic threader makes threading the needle simple and the bright LED sewing light lets you sew through the night. Direct selection buttons let you quickly and easily select the perfect stitch, which can conveniently be adjusted using the stitch width and length altering buttons. Individual stitch settings can then be saved in the memory, losing nothing. And usefully, you can monitor everything on the screen.

ALL-ROUND EXCELLENCE

With stitched lettering (sewing alphabet) and a large selection of decorative stitches, make your sewing projects as unique as you are. Save time with functions like the button sew-on program. Or find the space you need on the popular freearm extension table, which gives you more room around the presser foot and needle. The accessory package includes various presser foot soles; and the Buttonhole Foot with Slide #3A is included in the B 335 to sew automatic buttonholes. The 3 Series is easily upgraded with a wide range of optional accessories.



The 3 Series


General Information	B 335	B 325
Hook system	CB	CB
Maximum sewing speed (stitches per minute)	900	900
Space to the right of the needle	6.3 inches	6.3 inches
LCD screen	✓	✓
LED sewing light	8 LEDs	8 LEDs
Maximum stitch width	5.5mm	5.5mm
Maximum stitch length	5mm	5mm
Needle positions	9	9
Number of spool holders	2	2
Semi-automatic needle threader	✓	✓
Manual thread cutter	3	3
Reverse sewing	✓	✓
Start/stop button	✓	✓
Slide speed control	✓	✓
Needle stop up/down	✓	✓
Bobbin winding while sewing	✓	✓
Weight of machine	17.6 lbs	17.6 lbs

Sewing	B 335	B 325
Memory (long-term)	✓	✓
Mirror image	✓	–
Pattern end	✓	✓
Sewing alphabets	2	1
Total number of stitch patterns (incl. alphabet)	221	97
Utility stitches	20	15
Decorative stitches	91	23
Cross-stitch stitches	4	3
Quilting stitches	12	3
Buttonholes (incl. eyelets) total	5	1
Manual multi-step buttonhole	✓	✓
Automatic buttonhole length measuring system	✓	✓*
Automatic buttonhole	✓	✓*
Button sew-on program	✓	✓
Darning program	✓	✓


Standard Accessories	B 335	B 325
Presser feet/soles included	6	5
Reverse Pattern Sole #1	✓	✓
Overlock Sole #2	✓	✓
Buttonhole Foot with Slide #3A	✓	–*
Buttonhole Sole #3	–	✓
Zipper Sole #4	✓	✓
Blindstitch Sole #5	✓	✓
Open Embroidery Foot #20	✓	–
BERNINA Free Hand System (FHS)	✓	–
Knee lever for FHS	optional	–
BERNINA slide-on freearm extension table	✓	✓
BERNINA Foot Control	✓	✓
Accessory case	✓	–
Dust cover	✓	–

* To sew automatic buttonholes, you will need the Buttonhole Foot with Slide #3A, an optional accessory that is not included in the standard delivery of the B 325.

We reserve the right to make changes to machine features, equipment and design. Additional information is available at your local BERNINA store.



bernina.com/3series



BERNINA recommends threads from

Mettler®